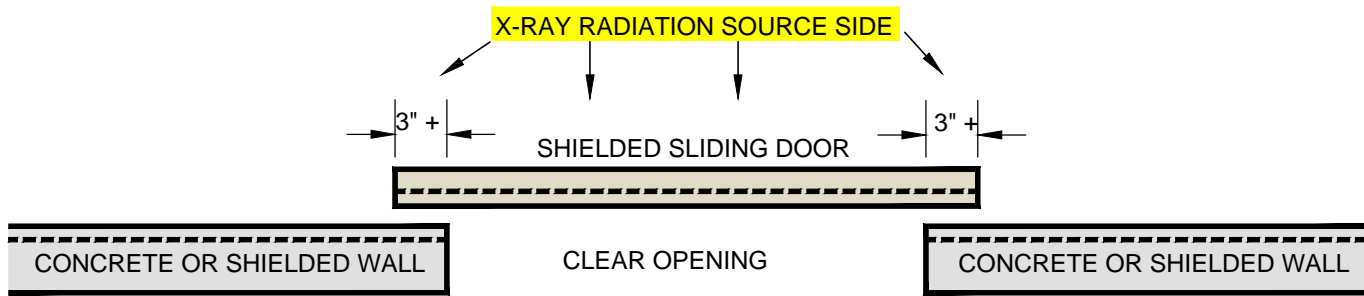
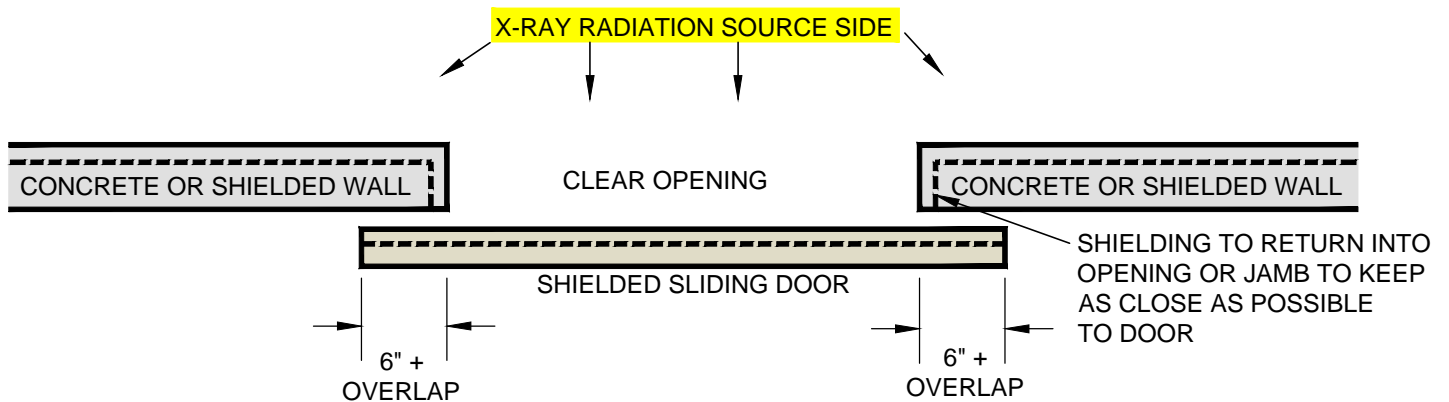


RAY-BAR RECOMMENDED SHIELDED SLIDING DOOR OVERLAPS

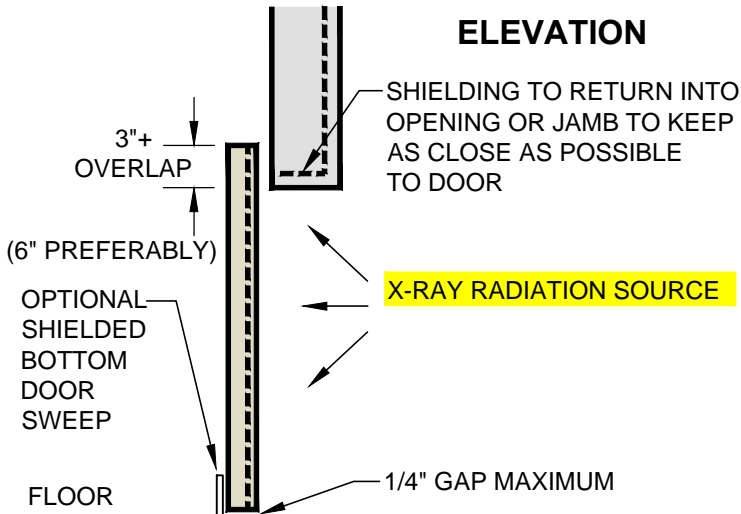
SAME SIDE INSTALLATION



OPPOSITE SIDE INSTALLATION



ELEVATION



SPECIAL NOTES

----- SHIELDING AS SPECIFIED BY CUSTOMERS

PROTECT RADIATION PHYSICIST

- CUSTOMER MUST UTILIZE SAFETY DEVICES TO AVOID PINCH HAZARDS
- DOOR MUST BE MOUNTED AS CLOSE TO WALL AS POSSIBLE TO MINIMIZE GAPS
- DOOR MUST OVERLAP 4x GAP AROUND PERIMETER OR NO LESS THAN 3"+ AND UP TO 6", WHICHEVER IS GREATER.
- GAP AT FLOOR TO BE 1/4" MAXIMUM
- OPTIONAL SHIELDING BOTTOM DOORS SWEEP AVAILABLE

Terms of Use: Certain designs and concepts are the exclusive proprietary property and work product of Ray-Bar Engineering provided in good faith as a courtesy for the architectural design of projects specifying, incorporating and utilizing genuine Ray-Bar products and assemblies. Ray-Bar designs are not to be copied, altered, plagiarized or utilized in any competitive or detrimental manner against Ray-Bar as protected by law and/or copyrights. "All Rights Reserved"



JOB NAME:	
LOCATION:	
ROOM NUMBER:	
SHEET ____ OF ____:	

RAY-BAR SHIELDED SLIDING DOOR OVERLAPS DETAIL

RAY-BAR ENGINEERING CORP.

Toll Free: 1(800) 444-XRAY / 1(800) 444-9729
 Telephone: (626) 969-1818
 24 Hour Fax: 1(800) 333-XRAY /
 1(800) 333-9729
 website: www.raybar.com www.xrayglass.com
WWW.RAYBAR.COM

RAY-BAR
 SHIELDED
 SLIDING
 DOOR
 OVERLAPS
 DETAIL